



THE OFFICE

Lancaster House is available on a floor by floor basis or as a self contained building of up to circa 30,000 sq ft .



AVAILABILITY & FLOOR PLANS

A new lease is available for a term by arrangement.

Image

SPECIFICATION

- Demised Kitchen on Each Floor
- Demised WC's on Each Floor
- Good Natural Light
- 3.5m Floor to Ceiling Height
- Commissionaire
- Bike Storage
- 2x Passenger Lifts

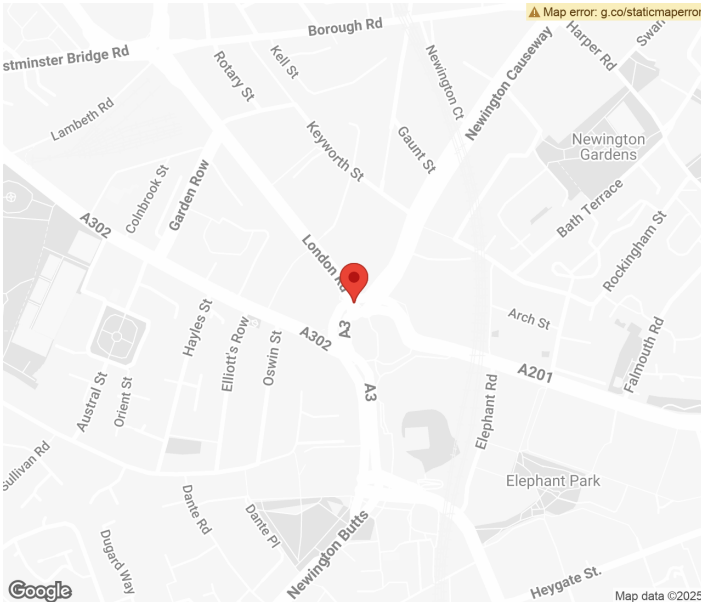
Image not found or type unknown

AVAILABILITY

FLOOR	SQ M	SQ FT	RENT (PER SQ FT)	RATES (PER SQ FT)	SERVICE CHARGE (PER SQ FT)	TOTAL COST (PER ANNUM)	STATUS
1st	468.6	5,044	£25	£9.33	TBC	TBC	LET
2nd	468.6	5,044	£25	£9.92	TBC	TBC	LET
3rd	468.6	5,044	£25	£8.89	TBC	TBC	LET
4th	468.6	5,044	£25	£9.92	TBC	TBC	LET
5th	468.6	5,044	£25	£9.63	TBC	TBC	LET
6th	468.6	5,044	£25	£8.80	TBC	TBC	LET
Total	2,811.62	30,264	£25	£9.41	TBC	TBC	LET

LOCATION




Lancaster House is situated close to the buzzing Elephant & Castle roundabout with its trendy bars and Universities. The building is very conveniently located close to London Southbank University and a few minutes walk from Elephant and Castle (Bakerloo and Northern Lines), Borough (Northern Line) and Southwark (Jubilee Line) underground stations.



COMMUNICATION

A variety of stations and numerous bus links are within close proximity.

WALKING TIMES From the building

	Elephant and Castle	3 Minutes
	Borough	7 Minutes
	Southwark	12 Minutes

CONTACT

020 7993 8075

hello@theworkplacecompany.co.uk



UNIT 202-203, 1ST FLOOR SMITHFIELD MARKET, EAST POULTRY AVENUE, LONDON, EC1A 9LH

Misrepresentation Act 1967: These particulars are believed to be correct but their accuracy is not guaranteed and they do not form part of any contract. Unless otherwise stated, all prices and rents are quoted exclusive of VAT